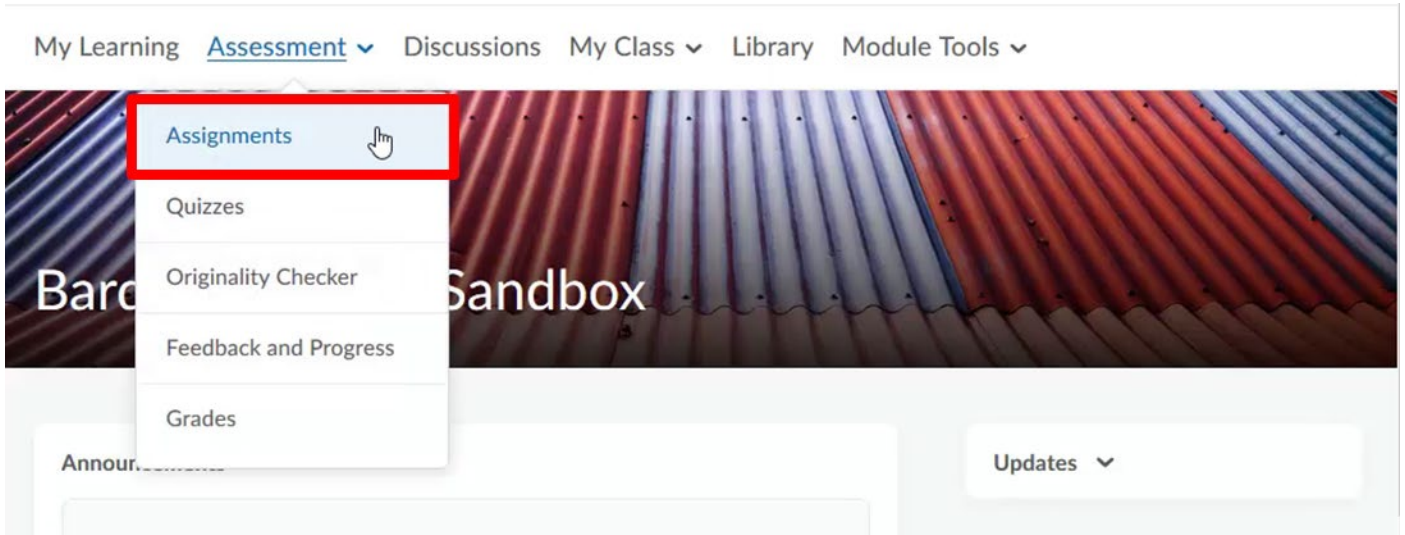
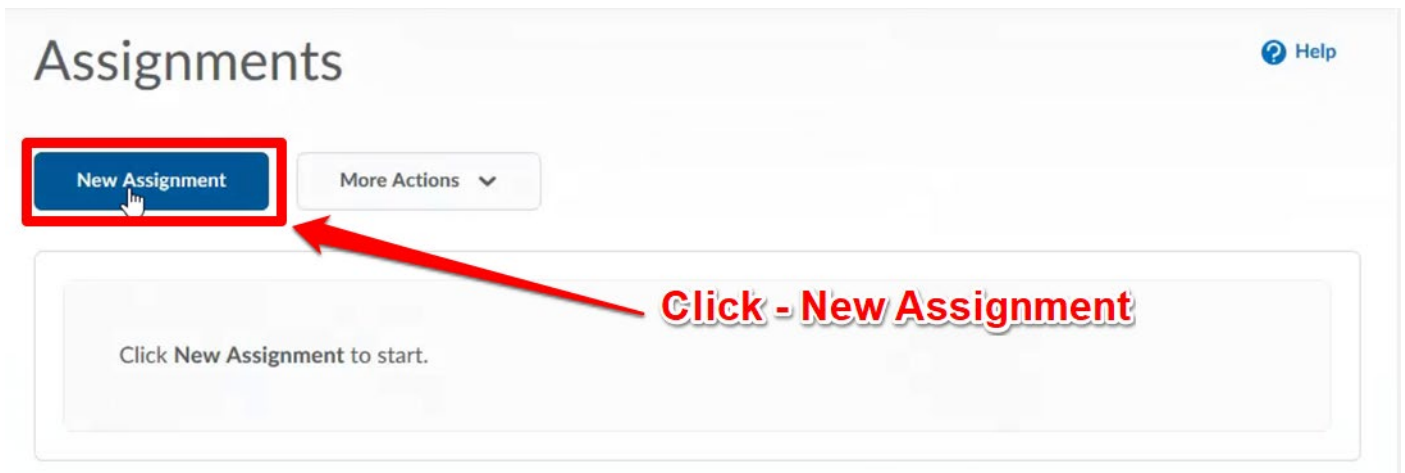


Create Assignments and link to Grade Items

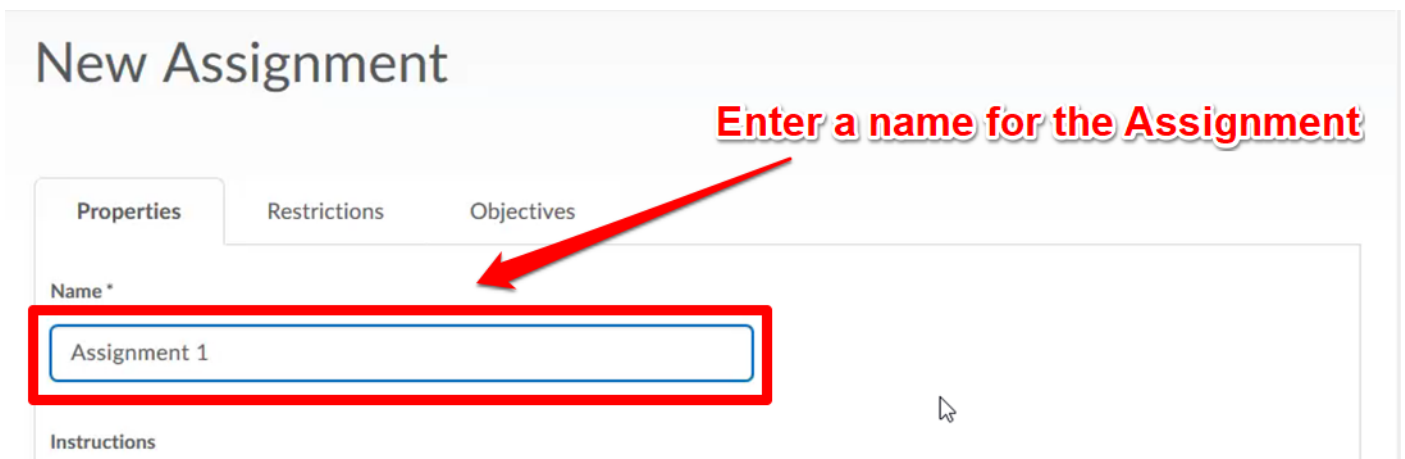
Click *Assessment* > *Assignments* from the main menu



Click *New Assignment*




Enter a *Name* for the new Assignment (Assignment 1)




Enter Assignment *Instructions* or Attach / Record an Instruction file

Instructions



Enter Assignment instructions or attach / record an instruction file






Attachments

Select *Individual assignment* and *File Submission* as the Submission type

Submission, Completion and Categorization


Assignment Type

Individual assignment  

Group assignment 

Group Category

Submission type



select Individual assignment and File submission

Set Assignment Submission options

Files Allowed Per Submission

Unlimited
 One file

Submissions

All submissions are kept
 Only the most recent submission is kept
 Only one submission allowed

Set the Assignment Submission options

Set Score Out Of to 100 and link the Assignment to the corresponding Grade Item

Score Out Of

100

Set Score Out Of to 100

Grade Item

Assignment 1 [New Grade Item]

Student View Preview

A+ ▾

Link the Assignment to the corresponding Grade Item

IMPORTANT - Scroll to the top of the page and click the *Restrictions* Tab

New Assignment

Properties **Restrictions** Objectives

Name *

Assignment 1

Scroll to the top and click the Restrictions tab

Uncheck *Hidden from Users* and set the *Due Date* and *Assignment Availability*

Hidden from users

Due Date

Has Due Date

26/12/2018 15:14 Now

Ireland - Dublin

Availability

Has Start Date

19/12/2018 15:14 Now

Ireland - Dublin

Has End Date

26/12/2018 15:14 Now

Ireland - Dublin

Uncheck Hidden from users

Set Due and Availability dates

Click *Save and New*

Availability

Has Start Date

19/12/2018 15:14 Now

Ireland - Dublin

Has End Date

26/12/2018 15:14 Now

Ireland - Dublin

Release Conditions

Save and Close Save and New Save Cancel

Click Save and New to create another assignment

Repeat the steps above to create the second Assignment - Assignment 2 (Group)

Add a name for the Assignment

Add Assignment *Instructions* or Attach / Record an instruction file

Select *Group assignment* as the Assignment type*

Submission, Completion and Categorization

Assignment Type

Individual assignment ?

Group assignment ?

Group Category ▼

*Groups must be set up to create Group Assignments

Set Submission type as *File submission*

Set Submission options

Set *Score out of* to 100 and link the Assignment to the corresponding *Grade Item*

IMPORTANT - Scroll to the top of the page and click the *Restrictions* tab

Uncheck *Hidden from users* and set *Due* and *Availability* dates

Click Save and Close

Your created Assignments are linked to your *Grade Items* and are visible to students

<input type="checkbox"/>	Assignment	Total Submissions	Unread Submissions	Flagged Submissions	Due Date
	No Category				
<input type="checkbox"/>	Assignment 1 ▼ 🔑	0	0	0	
<input type="checkbox"/>	Assignment 2 (Group) ▼ 🔑 👤	0	0	0	