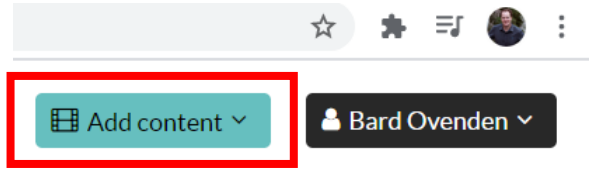
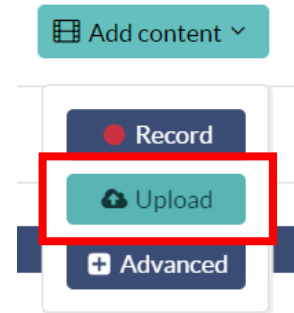


Host your existing video content on the Media Server

Step 1 – Click *Add content*



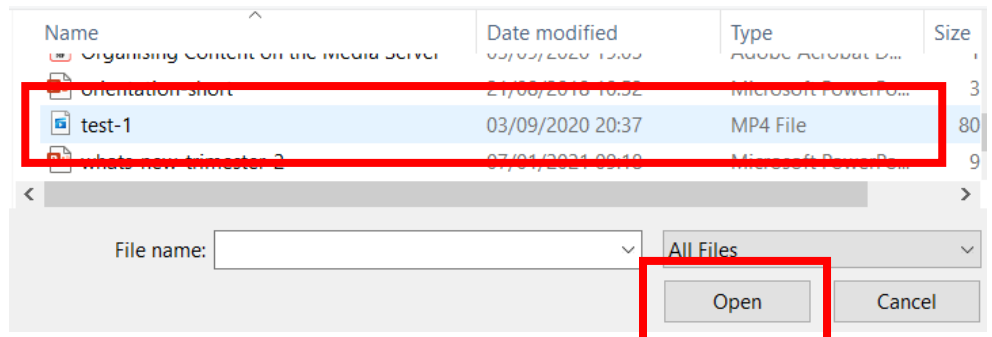
Step 2 – Click *Upload* from the options.



Step 3 – Enter a *Title* for your video.
Click *Choose file*



Step 4 – Navigate to the video file to be uploaded to the Media Server from your computer.



Click *Open*

Step 5 – Click *Add Media*

Your video will upload and begin processing in your Media Server channel.

Title:

*Channel: **Bard Ovenden**

File: test-1.mp4

